
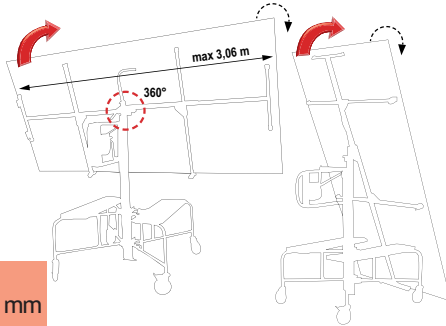
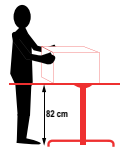



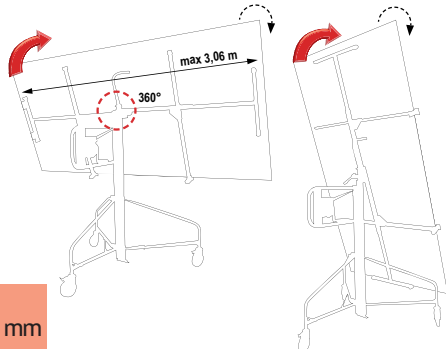
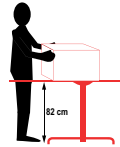



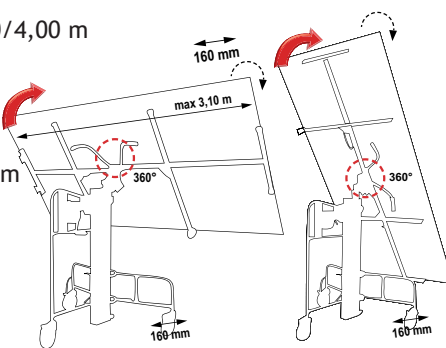
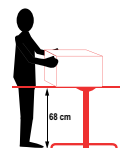



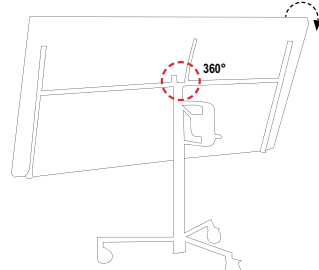
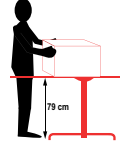




	DESCRIPTION	CODE
 <p><b>CE</b> <b>GEPATENTEERD BREVETE</b></p>	<p><b>Levpano I</b></p> <p>Pose de panneau (Gyproc) sous plafond par un seul homme. Bras centraux réglables: 0,60 m, 0,90 m, 1,20 m.</p> <p><u>Caractéristique:</u></p> <ul style="list-style-type: none"> <li>- Hauteur de pose plaque hor.: 4 m</li> <li>- Hauteur de chargement: 0,82 m</li> <li>- Charge max.: 75 kg</li> <li>- Poids: 46 kg</li> </ul> <p><b>OPTION</b> Plateforme 495 x 495 mm CODE: 0162-1500</p> 	 <p>82 cm</p>  <p>75 kg</p>  <p>MIN 73 cm</p>
 <p><b>CE</b> <b>GEPATENTEERD BREVETE</b></p>	<p><b>Levpano II</b></p> <p>Pose de panneau (Gyproc) sous plafond par un seul homme. Bras centraux réglables: 0,60 m, 0,90 m, 1,20 m.</p> <p><u>Caractéristique:</u></p> <ul style="list-style-type: none"> <li>- Hauteur de pose plaque hor.: 4 m</li> <li>- Hauteur de chargement: 0,82 m</li> <li>- Charge max.: 75 kg</li> <li>- Poids: 38 kg</li> </ul> <p><b>OPTION</b> Plateforme 495 x 495 mm CODE: 0162-1500</p> 	 <p>82 cm</p>  <p>75 kg</p>  <p>MIN 73 cm</p>
 <p><b>CE</b> <b>GEPATENTEERD BREVETE</b></p>	<p><b>Levpano combi 400/450</b></p> <p>Pose de panneau (Gyproc) sous plafond par un seul homme. Pour toutes mesures: 600/900/1200 mm.</p> <p><u>Caractéristique combi 400:</u></p> <ul style="list-style-type: none"> <li>- Hauteur de pose plaque hor.: 3,60/4,00 m</li> <li>- Hauteur de chargement: 0,68 m</li> <li>- Charge max.: 80 kg</li> <li>- Poids: 50 kg</li> </ul> <p><u>Caractéristique combi 450:</u></p> <ul style="list-style-type: none"> <li>- Hauteur de pose plaque hor.: 3,10/4,50 m</li> <li>- Hauteur de chargement: 0,81 m</li> <li>- Charge max.: 80 kg</li> <li>- Poids: 52 kg</li> </ul> <p><b>Rallonge 0,40 m incluse</b></p> 	<p>Combi 400 Combi 500</p> <p>0162-1400 0162-1450</p>  <p>68 cm</p>  <p>80 kg</p>  <p>MIN 73 cm</p>
 <p><b>CE</b> <b>GEPATENTEERD BREVETE</b></p>	<p><b>Levpano easy</b></p> <p>Pose de panneau (Gyproc) sous plafond par un seul homme.</p> <p><u>Caractéristique</u></p> <ul style="list-style-type: none"> <li>- Hauteur de pose plaque hor.: 3,50/4,00 m</li> <li>- Hauteur de chargement: 0,79 m</li> <li>- Charge max.: 75 kg</li> <li>- Poids: 34 kg</li> </ul> <p><b>OPTION</b> Rallonge 0,50 m CODE: 0162-1502</p> 	<p>0162-1020</p>  <p>79 cm</p>  <p>75 kg</p>  <p>MIN 73 cm</p>

Sous réserve d'écarts de mesures et modifications techniques.